



**COBBLESTONE ASSOCIATION INC.**  
NEW EMAIL ADDRESS: [info@cobblestoneassoc.com](mailto:info@cobblestoneassoc.com)

MAY 2009  
Newsletter



**INSIDE THIS ISSUE:**

- Jazz, Fees & Other Things
- Safety Tips
- Gardening
- Financials
- Dues Made Easy
- Where the money goes
- Email & Online version only:*
- Father's Day Craft
- Make a Father's Day Card

**JAZZ, FEES & OTHER THINGS:**

**Jacksonville Jazz Festival May 21-24**

Join the City of Jacksonville in the heart of downtown on May 21-24 for performances by Roberta Flack, Dave Brubeck, Chris Botti, Boney James and many more!  
All performances are free and available to all who attend the Festival. This year's downtown venue adds a new twist to the always popular Jazz Festival.

**City Fees**

The 2009 Stormwater and solid waste bills will be mailed to property owners on May 27.

It will reflect charges for the entire 2009 calendar year, January through

December. Payment will be due by July 31.

Check the invoice for your rebate due to you because our community has retention ponds. It should be \$9.00 per household.

**Vacant Homes**

To help beautify our neighborhood and provide for a safe community, please let us know if your street has a vacant home or a rental.

There are several methods of getting this information to us.

- 1) Tell the member at large for your unit area
- 2) Send an email to [info@cobblestoneassoc.com](mailto:info@cobblestoneassoc.com)
- 3) Write on our blog page of our website

[www.cobblestoneassoc.com](http://www.cobblestoneassoc.com) or (4) send a note to our address: PO Box 350042, Jacksonville, FL 32235-0042.

**Spread the word**

Association dues are coming in steadily. We are currently at 30% let spread the word and see if we can continue growing this percentage to 100%. Yes, I'm shooting for the stars!



Meeting are held every third Thursday of the month when we are able to secure a location, please check the website.

**SAFETY TIPS**

Put your car keys beside your bed at night. If you hear a noise outside your home or someone trying to get in your house, just press the panic button for your car. The alarm will be set off, and the horn will continue to sound until either you turn it off or the car battery dies.

Next time you come home for the night and you start to put your keys away, think of this:

It's a security alarm system that you probably already have and requires no installation. Test it. It will go off from most everywhere inside your house and will keep honking until your battery runs down or until you reset it with the button on the key fob chain. It works if you park in your driveway or garage. If your car alarm goes off when someone is trying to break into your house, odds are the burglar rapist won't stick around... After a few seconds all the neighbors will be looking out their windows to see who is out there and sure enough the criminal won't want that. And remember to carry your keys while walking to your car in a parking lot. The alarm can work the same way there.

Be sure to test the system to make certain it works before relying on it for safety.



## Gardening – How to grow green peppers

Planting months: February thru April and July thru August

Cold/heat tolerance: Best when night temperatures range from 60 to 75 degrees & day temps do not exceed 90 degrees for extended periods.

Light Requirement: Full Sun


Soil: Tolerates pH 5.5 to 7.5, Organic and well drained soil preferred.

Flowers: Small, white

Leaf Color: Green

Height: 3 to 4 feet

Plant spacing: 10 to 24 inches, rows 20 to 36 inches.



Day to harvest: 80 to 100 for spring & 60 to 80 for late summer

Peppers are green during their immature stage, allowed to ripen they will exhibit other colors such as red, orange or yellow depending on the variety.

Peppers are high in vitamins A and C.



## Make your own ‘green cleaners’

### ALL PURPOSE CLEANER

½ teaspoon sodium carbonates (soda ash)

Dab of liquid soap

2 cups hot water

Combine in a spray bottle; shake until all powder is dissolved.

### CLASS CLEANER

1 gallon water

½ cup white vinegar


½ teaspoons liquid dish detergent

Mix and place in spray bottle

### FURNITURE POLISH

1 cup vegetable or olive oil

½ cup lemon juice



Mix in a spray bottle, shake well and apply a small amount to a cloth.

### DRAIN CLEANER

Pour ½ cup baking soda down the drain, followed by ½ cup vinegar. Cover the drain and allow to sit for 15 minutes. Flush with 2 quarts boiling water.

These green recipes are courtesy of Florida Department of Environmental Protection

## Mow Your Lawn

Mow at the appropriate height to help control weeds and develop a deep root system.

Mow:

Bahia at 3-4”

Bermuda at 0.5-1.5”

Centipede at 1.-2”

St. Augustine standards at 3.5-4”

(Bitterblue, Classic, Floratam, Floratine, Palmetto)

St. Augustine dwarfs at 2.0-2.5”

(Seville Captiva, Delmar)

Zoysia at 1.0-3.0”

## PayPal the way to go... and get a receipt to boot!

Just a quick press on the PayPal button, follow the instructions and you can instantly pay your dues online using your credit card. Quick go to our website:

[www.cobblestoneassoc.com](http://www.cobblestoneassoc.com) and press the button on the bottom of the front page.

What benefits will you reap?

- Gives us a united voice concerning zoning changes in the Arlington area.
- Stability of home values
- Safety on our streets
- Member at Large representative to address concerns for you
- Enables improvements to be made to the streets in our neighborhood
- Maintenance of the common grounds (city easements)
- Beautification of our neighborhood


We are currently at the 30% mark; we need the other 70% to get their dues in.

*It's easy  
It's quick  
It's painless*

*Try It and  
see for  
yourself*

## Where the money goes....

3/1/2009 through  
5/11/2009



Category	Total
<b>Income Categories</b>	
Dues	\$5,455.00
Other Income	\$ 48.25
<b>Total Income Categories</b>	<b>\$5,503.25</b>
<b>Expense Categories</b>	
Maintenance	\$ 400.00
Postage	\$ 210.00
Operating Expense	\$ 111.20
Printing	\$ 87.04
Supplies	\$ 60.97
Bank Charges	\$ 6.00
Activities	\$ -
<b>Total Expense Categories</b>	<b>\$ 875.21</b>
<b>Grand Total</b>	<b>\$4,628.04</b>

## About Our Organization:

### COBBLESTONE ASSOCIATION INC.

P.O. Box 350042

Jacksonville, FL 32235-0042

NEW EMAIL ADDRESS:

[info@cobblestoneassoc.com](mailto:info@cobblestoneassoc.com)

To voice any concerns,  
improvement ideas, compliments,  
or any special events coming up,  
please use the above email  
address or write to the Post Office  
Box above.

We're on the Web!

See us at:

[www.cobblestoneassoc.com](http://www.cobblestoneassoc.com)



### What you'll need:

1 rock

Heavy enough to  
weight down paper,  
about a palm size

Acrylic paint  
(We chose blue)

Gold glitter glue  
Paintbrush

Acrylic sealer spray

Black marker

## KIDS STUFF – FATHER’S DAY COMING UP – JUNE 21st

### Dad Rocks Paperweight - How to make it:

- Choose a rock that is about the size of your palm. It should be heavy enough to weight down a few papers and not be blown away.
- Wash the rock with warm, soapy water and a scrub brush; be sure to get into all the crevices. Wipe off water with a towel.
- After rock has completely dried, paint the entire rock with acrylic paint. Let the paint dry and then paint on a second coat.
- Paint the entire rock with a thin layer of glitter glue and then let dry.
- Use a squeezable glitter glue bottle to carefully write “DAD ROCKS” on the rock. Let dry overnight.
- The next day, use a black marker to outline the letters to make them stand out better.
- Get a grown-up to spray the entire surface of rock with acrylic sealer spray

#### Tips:

Instead of writing the words with glitter glue, try a paint pen. They write like a pen but go on like paint. You can find them at your local craft supply store.

Some glitter glues dry puffy and some dry flat (Experiment with yours first if you like to see how it will turn out.)

Instead of just one rock, paint two and put “DAD” on one and “ROCKS” on the other for a matching set.

page 4 Father's Day Card

Fold in half then half again

